



Revolutionizing the Relationship between Realtors, Homeowners, Contractors & Affiliated Businesses



REAL PRO

— CONNECTIONS —
JOIN - CONNECT - EARN

INVESTOR DECK
2026

Problem

Real Estate Brokers need a way to expand their income



Difficult to Connect through Stakeholders

It is difficult to negotiate between real estate offices and service providers, like title companies, mortgage companies and other affiliates that Realtors refer their clients to on a regular basis. It was very time consuming to meet with all parties, negotiate the compensation and the relationship and to track the success.



Difficult to connect with Potential Buyers

There is tug-of-war going on where the company wants the broker and agents to use certain vendors, yet the agents want to use their friends that are vendors.

It becomes difficult for the vendors to place themselves in this evolving battle and connect with the right set of buyers and negotiate an agreement that will allow the agent, broker & corporate, all to benefit!



Solution

Here's how we help bring the transformation



Better Options for Consumers to Choose from

- The company helps buyers make the right and informed decision without any human bias to choose the vendor as per their own conviction.
- The company will provide lists that contain contact information on the 2 million realtors in the county, plus contact information from a list of 48 million businesses in the country.

Easy Networking Capabilities for the Vendors

- RealPro Connections Inc. has automated the referral process, allowing companies to quickly register on the website as a Service Provider and simply click the agree to the terms & conditions.
- It helps the regulated as well as the non regulated service providers easily connect with the prospective buyers and increase their service reach.

How It Works

Here's how we help bring the transformation



• Sign-Up and Referral Fee Selection

- Service providers sign-up and choose the percentage of the referral fee (based on their marketing budget) that they will pay on a project where their bid is chosen.

• Referral Bids Received

- Consumers get multiple bids from Verified Service Providers, and for Non-Regulated Industries, the consumers will receive a rebate on the project cost for using the platform.

▪ Partner Commissions

- The commissions are generated by the Service Providers agreeing to pay a marketing fee only when they receive a lead that turns into a paying project.

▪ Ratings and Review

- Top Service Providers will be prioritized and promoted based upon meeting a required minimum review “star rating” and the marketing fee amount that the service provider chooses to pay.

BUSINESS MODEL



REVENUE STREAMS



- Referral % income from Non-Regulated Industries

Payouts being 51% to Company, 49% to Partner & Expense Buckets



- Monthly Income from Regulated Industries

Minimum to start is \$100.00 per state



- Business Consulting Services provided to our Partners & Vendors

A Nationwide Network of Business Consultants

Target Market



Non-Regulated Industries

- Home improvement contractors
- Real Estate Affiliate Services
- Professional Services
- Residential & Commercial Services


















Regulated Industries

- Mortgage services
- Title services
- Insurance services
- Legal services
- Financial services



Competitive Analysis



FEATURES			
<ul style="list-style-type: none"> Marketplace for Real Estate Allied Services 			
<ul style="list-style-type: none"> Profit Sharing Model & Member Income Opportunities! 			
<ul style="list-style-type: none"> Robust Vendor List for Professional and Commercial Services 			
<ul style="list-style-type: none"> Cost effective 			

Unique Value Proposition



MEMBERSHIP BENEFITS

Consumer Members

Exclusive Discounts from our Service Providers in Addition to getting 7 % Cash Back from RealPro Income.

Sponsors

Sponsor your friends into the network and receive a 7 % cash back commission match each time they make a purchase in network.

Note: Sponsored Members must enter your Referral ID# when they register.

Business Connector

Connect Best-In-Class Businesses to join the network & receive a 7 % cash back commission match each time anyone in the network does a transaction with the business you connected.

Note: Businesses must enter your Referral ID# when they register.

Service Providers

Register Your Company/Business & Start Receiving Leads! There are no upfront cost as we get paid, only when you get paid. You choose the % we receive.

Marketing Rep / Agent

Sponsor your connections into the network and encourage them to invite others as you build your Income Tree. Receive a 7 % cash back commission match on each purchase done in your Tree.

Market Manager / Broker

Sponsor your Reps into the network and encourage them to invite others as you build your Income Tree. Receive a 7 % cash back commission match on each purchase done in your Tree.

Corporate Partner

Sponsor your Managers into the network and encourage them to invite their Agents as you build your Corporate Income Tree. Receive a 7 % cash back commission match on each purchase done in your Tree.

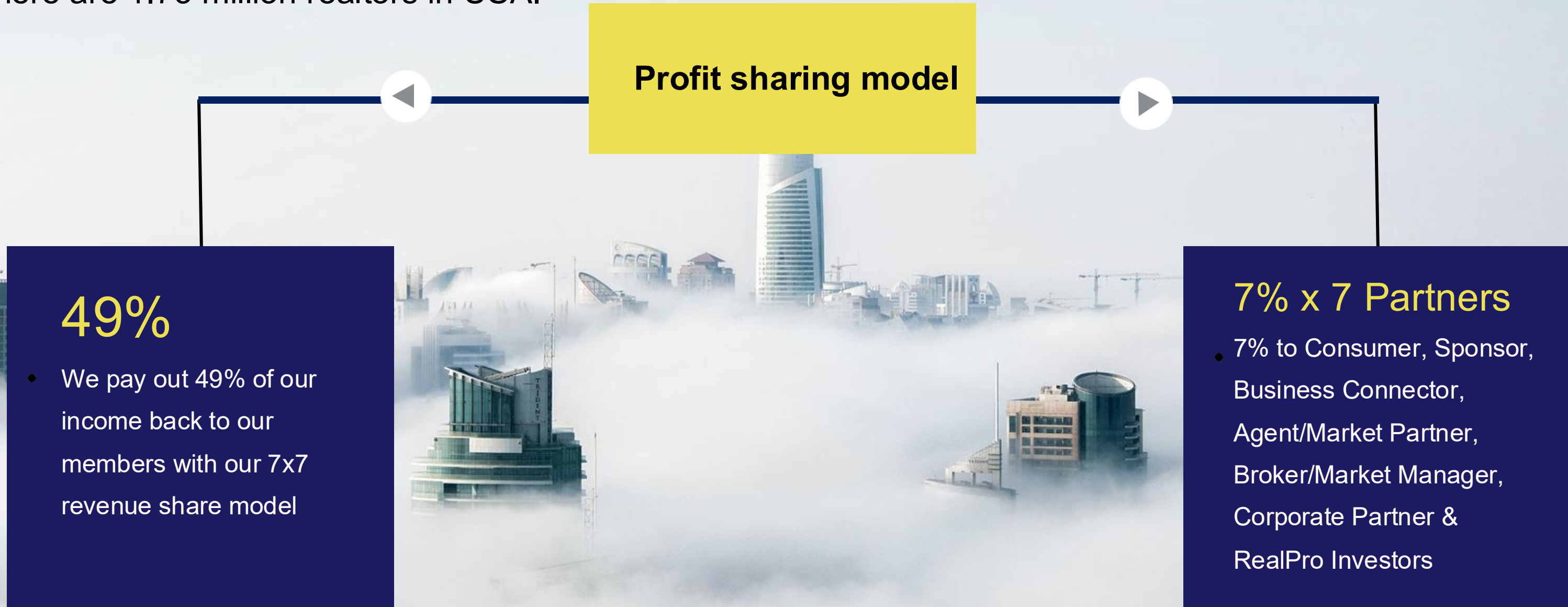
Investors

Contact the RealPro Leadership Team to learn about our Investor Opportunities.

Profit Sharing Model



- We anticipate having over 60,000 Agents join the network in 2025, by which each Agent will have over 1000 Members in their Agent Tree. This will allow RealPro to grow its Membership Base up to 60 Million Members in 2025. Partnerships with the largest real estate companies in the USA will be the foundation for our growth. There are 1.75 million realtors in USA.



Growth Road Map

Join us on our path to a better future.



2026

- **GCI \$310M**

Market Partners
60,000 Agents

Member Growth
60M

Vendor Growth
600,000

2027

- **GCI \$465M**

Market Partners
90,000 Agents

Member Growth
90M

Vendor Growth
900,000

2028

- **GCI \$698M**

Market Partners
135,000 Agents

Member Growth
135M

Vendor Growth
1.35M


CORPORATE LEADERSHIP

Vision + Passion + Expertise!



Rick Starr
CEO/FOUNDER
PRESIDENT

Experienced Real Estate Professional & Affiliate Relationships Expert with over 30 years of industry experience



David Stein
Legal & Compliance
Attorney

Maintains a national practice in Banking & Financial Services, advising businesses on a broad range of matters



Pam Jordon
CFO
TREASURER

I help companies get clarity On financials & Provide Financial strategy | 20+ years experience | Prioritizing Your profits

Financials



2025 Projected Annual Income per National Real Estate Company Partnership



NATIONAL REALTY Income Projection	48,000 Transactions a year	Ave. Income per	Total Income
Title & Closing	10,000	\$ 500	\$ 5,000,000
Mortgage Services	10,000	\$ 1,000	\$ 10,000,000
Moving & Storage	2,500	\$ 500	\$ 1,250,000
Home Inspector	7,500	\$ 100	\$ 750,000
Home Warranty	5,000	\$ 100	\$ 500,000
Financial Services	1,000	\$ 500	\$ 500,000
Insurance Services	2,500	\$ 100	\$ 250,000
Health Services	1,000	\$ 100	\$ 100,000
Business Services	1,000	\$ 500	\$ 500,000
Utility Services	2,500	\$ 100	\$ 250,000
Contractor Services	5,000	\$ 250	\$ 1,250,000
1 National partner			\$ 20,350,000
5 NATIONAL PARTNERS			\$ 101,750,000

51% to RealPro Connections

49% to Partners

7% to Consumer

7% to Sponsor

7% to Business Connector

7% to Marketing Partner

7% to Market Manager

7% to Corporate

7% to Investors

Financials



2025 Projected Annual Income per National Real Estate Company Partnership

REGIONAL REALTY Income Projection	4,800 Transactions a year	Ave. Income per	Total Income
Title & Closing	1,000	\$ 500	\$ 500,000
Mortgage Services	1,000	\$ 1,000	\$ 1,000,000
Moving & Storage	250	\$ 500	\$ 125,000
Home Inspector	750	\$ 100	\$ 75,000
Home Warranty	500	\$ 100	\$ 50,000
Financial Services	100	\$ 500	\$ 50,000
Insurance Services	250	\$ 100	\$ 25,000
Health Services	100	\$ 100	\$ 10,000
Business Services	100	\$ 500	\$ 50,000
Utility Services	250	\$ 100	\$ 25,000
Contractor Services	500	\$ 250	\$ 125,000
1 Regional partner			\$ 2,035,000
50 REGIONAL PARTNERS			\$ 101,750,000

51% to RealPro Connections

49% to Partners

7% to Consumer

7% to Sponsor

7% to Business Connector

7% to Marketing Partner

7% to Market Manager

7% to Corporate

7% to Investors

Financials



2025 Projected Annual Income per Local Real Estate Company Partnership

LOCAL REALTY Income Projection	240 Transactions a year	Ave. Income per	Total Income
Title & Closing	50	\$ 500	\$ 25,000
Mortgage Services	50	\$ 1,000	\$ 50,000
Moving & Storage	12.5	\$ 500	\$ 6,250
Home Inspector	37.5	\$ 100	\$ 3,750
Home Warranty	25	\$ 100	\$ 2,500
Financial Services	5	\$ 500	\$ 2,500
Insurance Services	12.5	\$ 100	\$ 1,250
Health Services	5	\$ 100	\$ 500
Business Services	5	\$ 500	\$ 2,500
Utility Services	12.5	\$ 100	\$ 1,250
Contractor Services	25	\$ 250	\$ 6,250
1 Local partner			\$ 101,750
1000 LOCAL PARTNERS			\$ 101,750,000



Ask & Allocation

Current Ask

We are looking to raise funds in equity investments

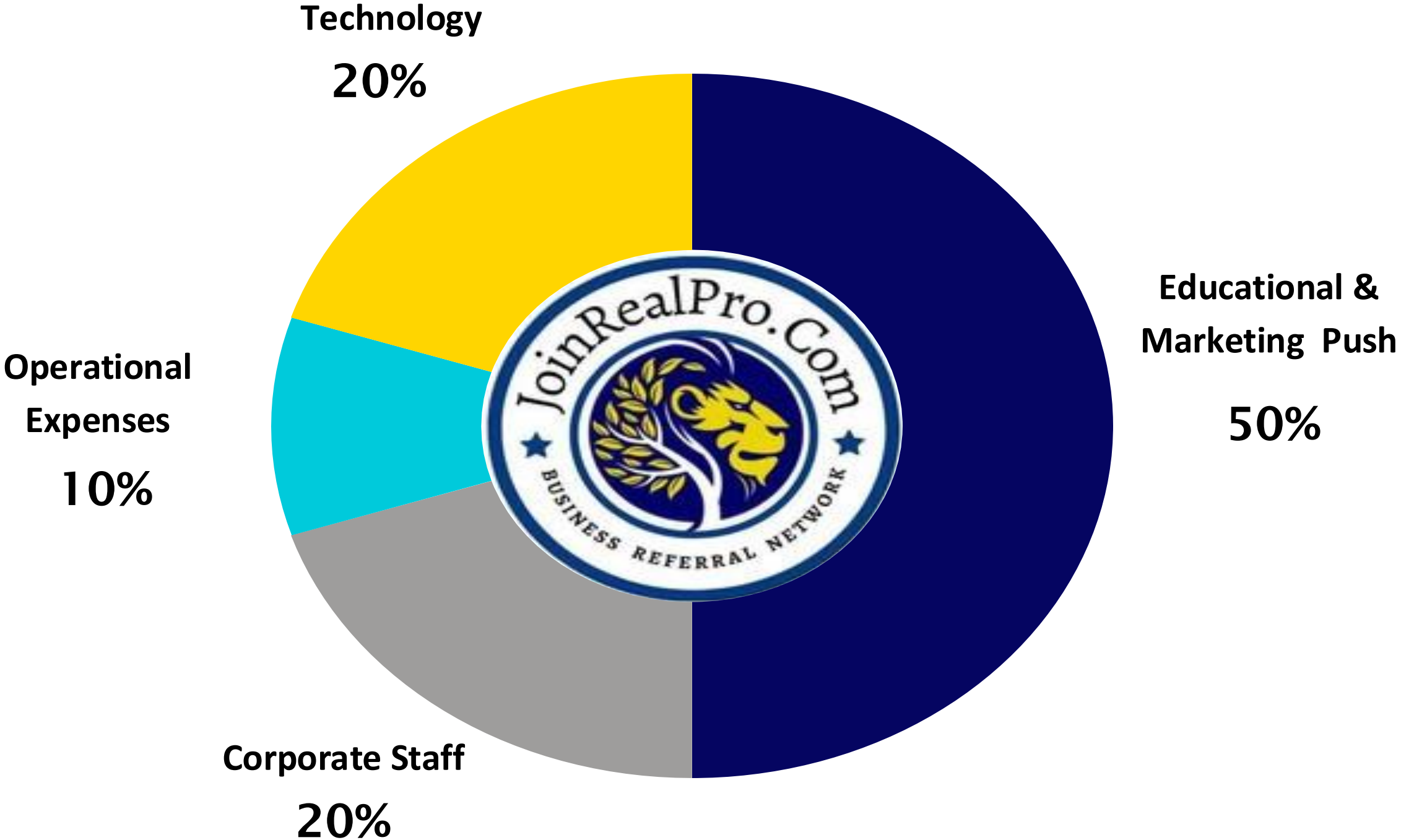
US \$140,000,000

OUR OFFERINGS

2,500 shares at \$7,000 per share.
Total raise of \$17,500,000 in 2026
then

2,500 shares at \$49,000 per share.
Total raise of \$122,500,000

Total raise of \$140,000,000.00



Projected Shareholder Return on Investment



Payout per Ownership Share	\$	3,379.84	\$	5,069.76	\$	7,604.64
ROI for \$7,000 Shares		48%		72%		109%
ROI for \$49,000 Shares		7%		10%		16%

These numbers are only a Projection and are not guaranteed

Our Project Pipeline

The Forthcoming Milestones

There's a lot to come



January 2024

- Site Development Started in efforts to streamline the process and revenue share model. Website will not only be easy to search for vendors but will be very transparent in keeping track of all earnings by our Members, Business Connectors, Market Partners, Corporate Partners & Investors.

July 2024

- Launch of the Beta Site with all testing of functionality and services offered, income tracking, payouts, customer satisfaction rankings and tracking of all active, pending and closed transactions along with commission payouts to all.

December 2024

- Full Launch of site and start of transactions done on the website. Start signing up Service Providers, Real Estate Professionals, Real Estate Affiliates as Service Providers and Building Your Consumer Tree Network to produce your Residual Income for Life!

Exit Strategy

M&A



- Merger to buy outs offered by National Real Estate Companies or
- Affiliated Companies
Competitors or Acquisition by a bigger Corporation

Thank You!



**RealPro Connections Inc
Corporate Team**

(888) 598-5948

RealProConnections@gmail.com

JoinRealPro.com

